

Scaled data based on original data using
LM-79-08 Approved Method: Electrical and Photometric Measurements of Solid-
State Lighting Products

Test Report Prepared for
Cooper Lighting Solutions
(formerly Eaton)

Brand: McGRAW-EDISON

Report Number: P228159

Luminaire Tested: **ISC-AF-XXX-LED-E1-SL2-7060-XXB**

Issue Date: 3/3/2020

Test Information

Test Method: LM-79-08
Report Number: P228159
TEST IS SCALED FROM IESNA LM-79-08 TEST DATA (P29761)
Test Lab: INNOVATION CENTER-P2
Issue Date: 3/3/2020
Manufacturer: COOPER LIGHTING SOLUTIONS (FORMERLY EATON)
Product Line: MCGRAW-EDISON
Catalog Number: ISC-AF-XXX-LED-E1-SL2-7060-XXB
Description: IMPACT ELITE LED CYLINDER LUMINAIRE, EMERGENCY MODE WITH BATTERY
BACKPACK BOX
LIGHT SQUARE WITH ACCULED OPTICS-TYPE II W/SPILL CONTROL
Light Source: (16) 5700K CCT, 70 CRI LEDs
Ballast/Driver: ELECTRONIC DRIVER

Summary

Lumens per Lamp: N/A
Luminaire Lumens: 600 lumens
Efficiency: N/A
Efficacy: 46.2 lumens/watt
Luminous Opening: Rectangular (W 0.5' x L: 0.5' x H: 0')
IES Classification: Type III - Medium - Non-Cutoff
BUG Rating: B0 - U0 - G1

Input Watts (W): 13
Input Voltage (V): 120
Input Current (Ain): NR
Voltage Rise (V): NR
Power Factor: NR
Total Harmonic Distortion (THDi): NR
Frequency (hertz): 60
Stabilization Time: NR
Operation Time: NR
Ambient Temperature (°C): NR
Test Distance: 25 FT

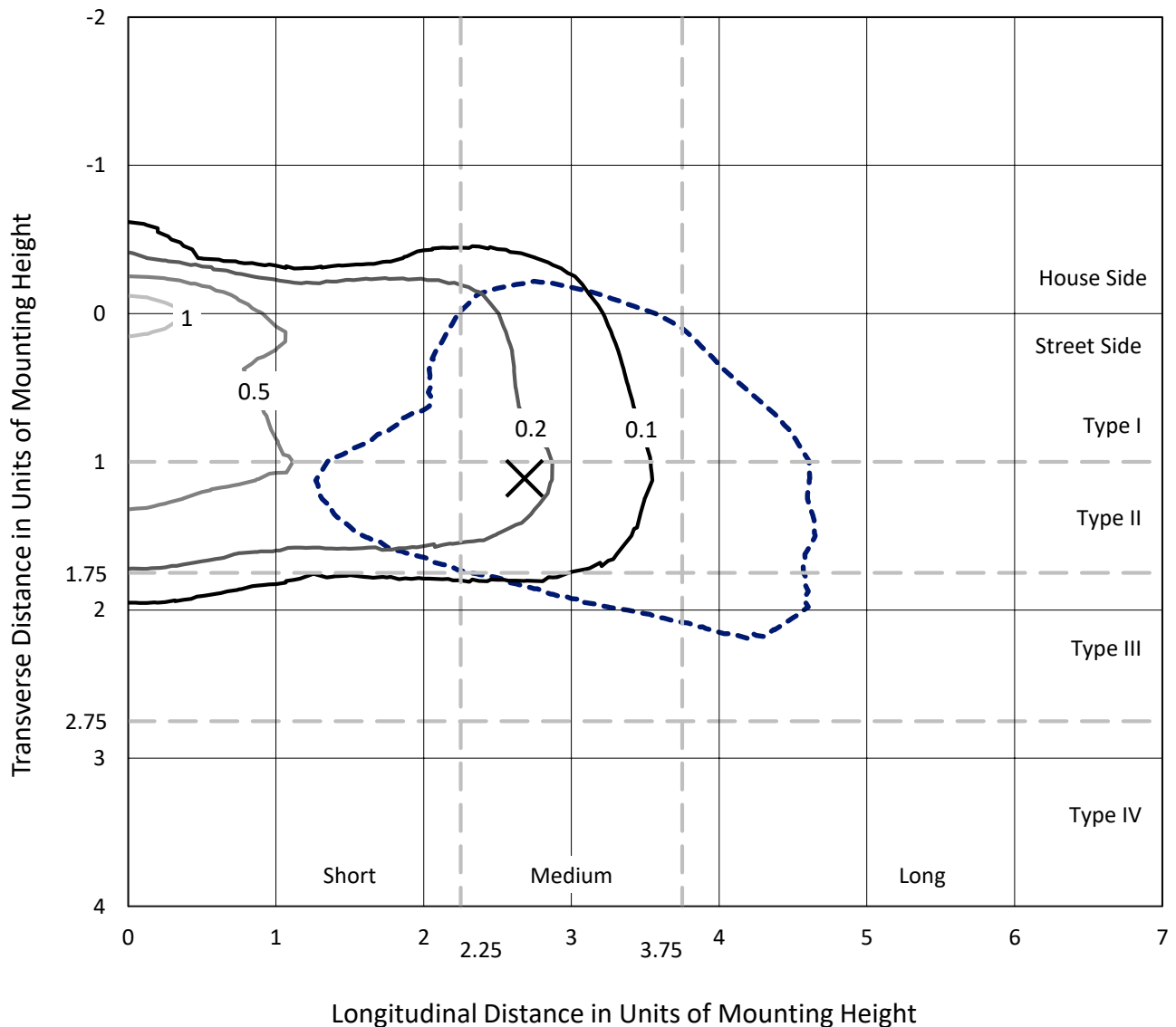


REPORT NUMBER: P228159

CATALOG NUMBER: ISC-AF-XXX-LED-E1-SL2-7060-XXB

Iso-Footcandle Lines of Horizontal Illumination

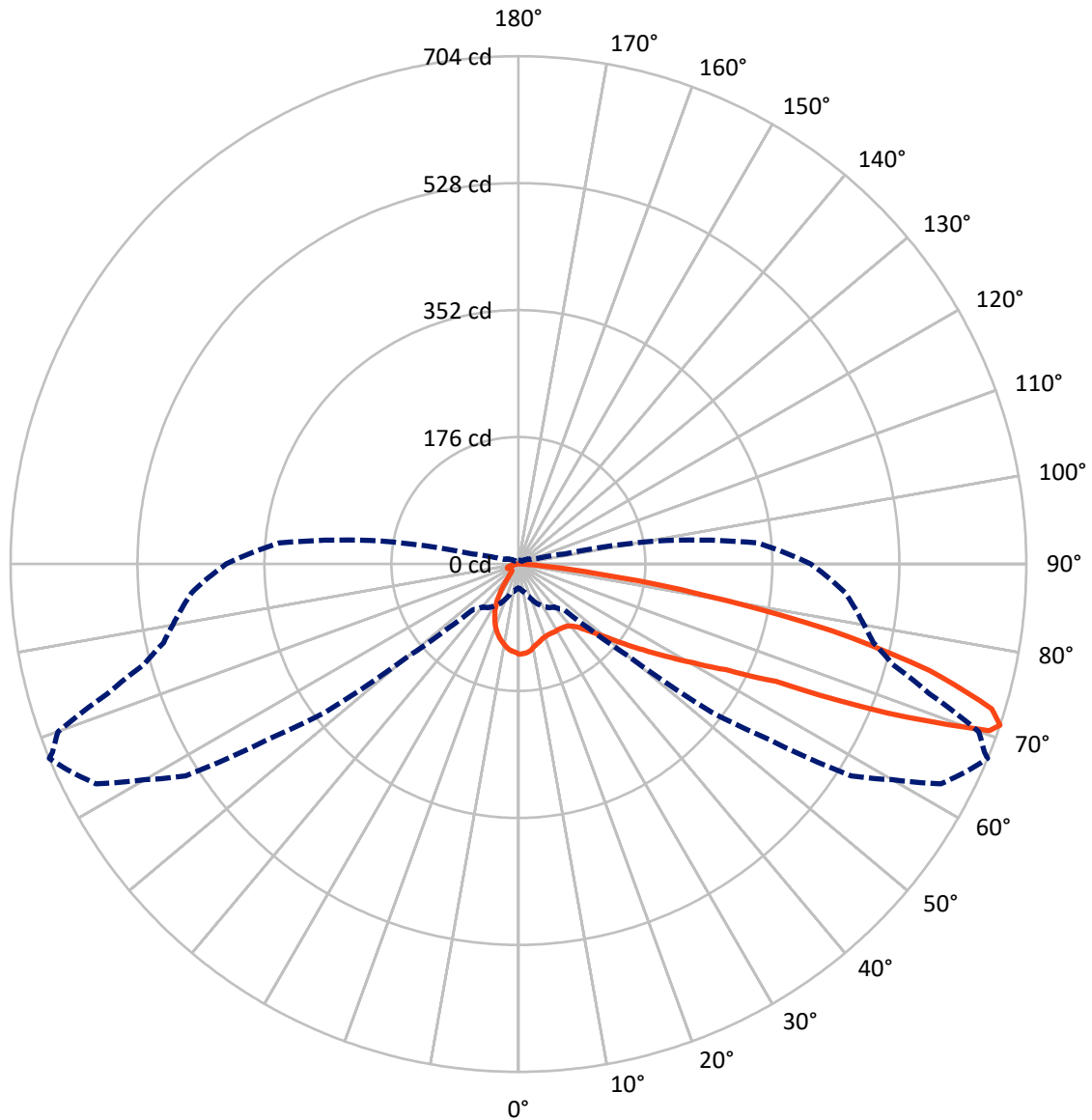
× Max cd
 - - - 1/2 Max cd



Based on 10 foot mounting height. Maximum calculated value = 1.2 fc
 Type III - Medium - Non-Cutoff

REPORT NUMBER: P228159
CATALOG NUMBER: ISC-AF-XXX-LED-E1-SL2-7060-XXB

Luminous Intensity Polar Plot



— Vertical Plane Through 67.5-Deg Lateral - - - Horizontal Cone Through 71-Deg Vertical

REPORT NUMBER: P228159

CATALOG NUMBER: ISC-AF-XXX-LED-E1-SL2-7060-XXB

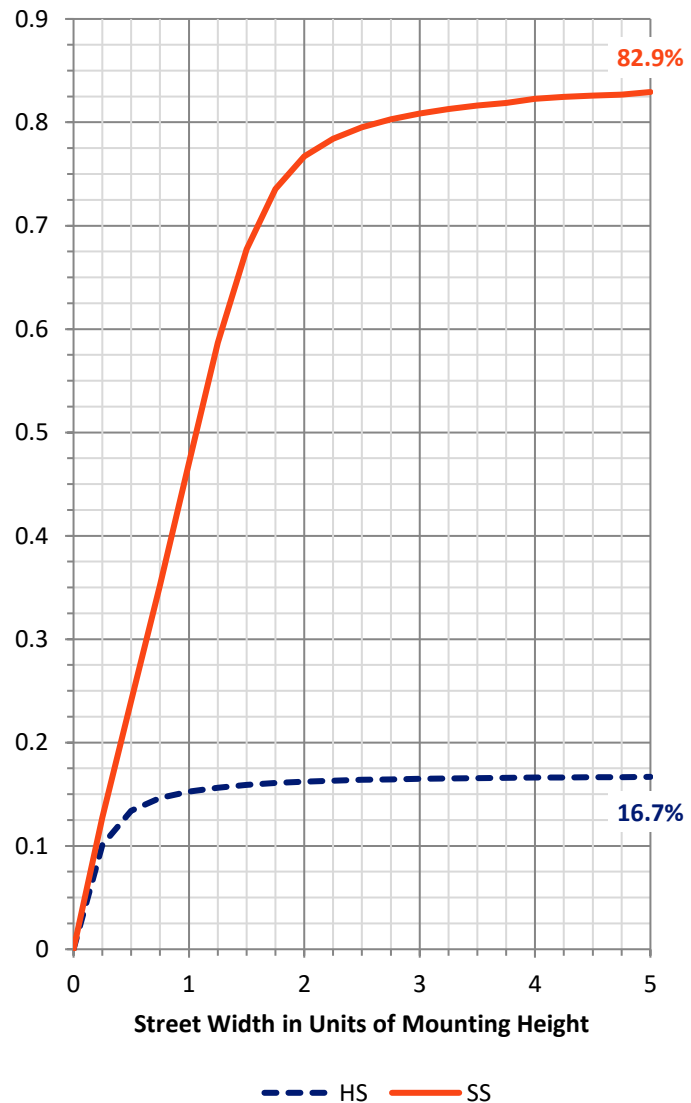
FLUX DISTRIBUTION:

		Downward	Upward	Total
House Side	Lumens	101.1	0.0	101.1
	% Fixture	16.9	0.0	16.9
Street Side	Lumens	498.9	0.0	498.9
	% Fixture	83.1	0.0	83.1
Total	Lumens	600.0	0.0	600.0
	% Fixture	100.0	0.0	100.0

Coefficient of Utilization

ZONAL LUMENS:

Zone	Lumens	% Fixture
0°-10°	10.9	1.8
10°-20°	26.1	4.4
20°-30°	35.5	5.9
30°-40°	48.5	8.1
40°-50°	73.1	12.2
50°-60°	115.8	19.3
60°-70°	153.4	25.6
70°-80°	122.2	20.4
80°-90°	14.5	2.4
90°-100°	0.0	0.0
100°-110°	0.0	0.0
110°-120°	0.0	0.0
120°-130°	0.0	0.0
130°-140°	0.0	0.0
140°-150°	0.0	0.0
150°-160°	0.0	0.0
160°-170°	0.0	0.0
170°-180°	0.0	0.0
0°-90°	600.0	100.0
0°-180°	600.0	100.0



REPORT NUMBER: P228159

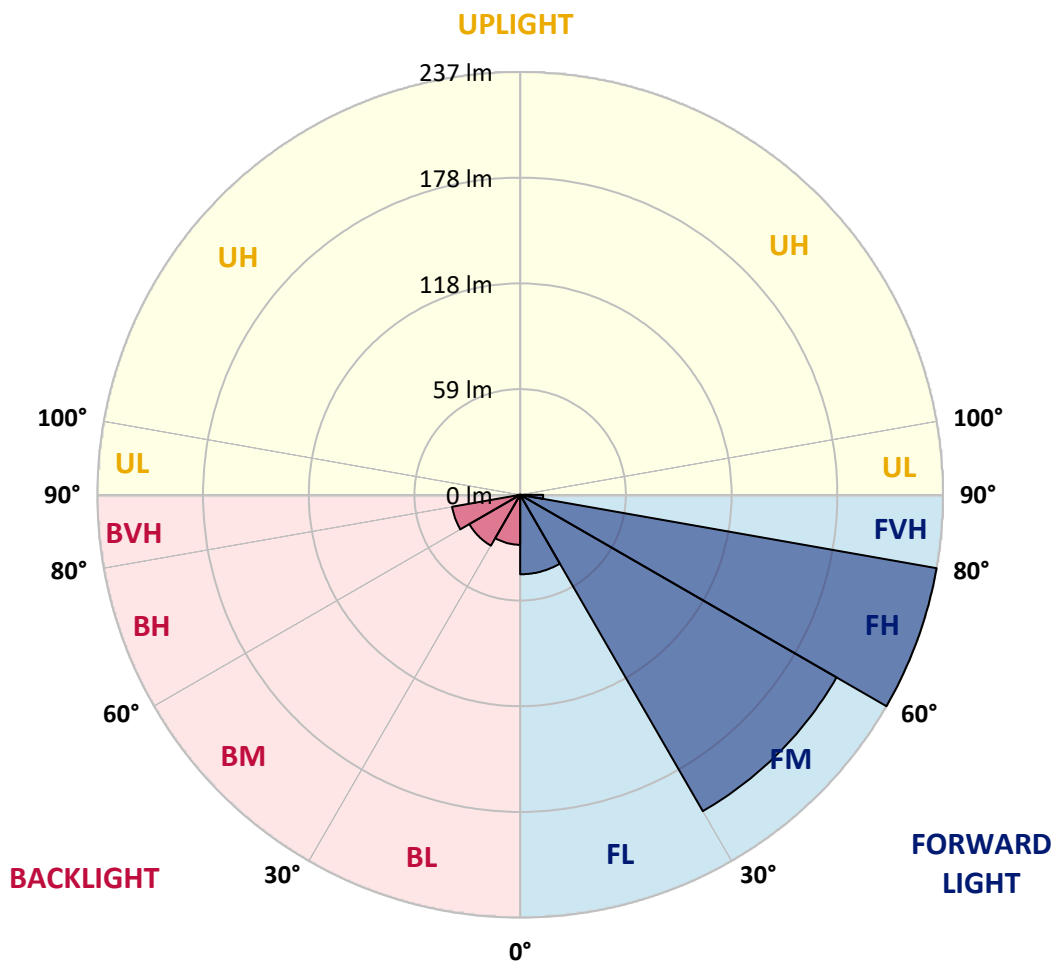
CATALOG NUMBER: ISC-AF-XXX-LED-E1-SL2-7060-XXB

LUMINAIRE CLASSIFICATION SYSTEM LUMEN TABLE AND BUG RATING:

Zone	Lumens	% Fixture	Zone Rating/Lumen Limit		
			B	U	G
FL (0°-30°)	44.5	7.4			
FM (30°-60°)	204.6	34.1			
FH (60°-80°)	236.8	39.5			G0/660
FVH (80°-90°)	12.9	2.2			G1/100
BL (0°-30°)	28.0	4.7	B0/110		
BM (30°-60°)	32.9	5.5	B0/220		
BH (60°-80°)	38.7	6.4	B0/110		G0/110
BVH (80°-90°)	1.6	0.3			G0/10
UL (90°-100°)	0.0	0.0		U0/0	
UH (100°-180°)	0.0	0.0		U0/0	

BUG Rating: B0-U0-G1

Type III Medium





REPORT NUMBER: P228159

CATALOG NUMBER: ISC-AF-XXX-LED-E1-SL2-7060-XXB

CANDELA DISTRIBUTION (FULL):

	0°	5°	15°	25°	35°	37.5°	40°	42.5°	45°	47.5°	50°
0°	125.0	125.0	125.0	125.0	125.0	125.0	125.0	125.0	125.0	125.0	125.0
2.5°	122.7	122.3	122.3	122.9	124.0	123.1	123.8	123.8	124.0	124.6	124.8
5°	113.7	112.9	113.7	114.6	116.9	116.4	117.1	117.7	119.0	119.2	120.8
7.5°	105.6	105.1	105.8	107.4	110.4	109.5	110.4	111.2	112.7	113.3	115.0
10°	99.3	98.6	99.5	100.7	103.7	103.5	103.9	104.9	106.6	107.0	109.1
12.5°	94.7	94.7	95.1	96.8	99.3	99.1	100.3	100.9	102.4	102.8	105.1
15°	92.4	91.7	92.6	94.0	96.5	96.5	97.4	98.0	100.1	100.3	102.4
17.5°	90.3	90.5	90.7	92.4	94.7	94.2	95.3	95.7	98.0	97.6	100.1
20°	90.3	90.7	90.5	91.5	93.2	92.4	93.6	93.8	96.3	95.7	98.4
22.5°	92.8	93.2	92.6	92.4	93.0	92.4	93.0	93.4	95.3	94.9	97.4
25°	97.2	98.0	97.2	95.7	95.1	93.4	93.8	94.5	95.9	94.9	97.2
27.5°	104.1	104.7	103.3	101.8	98.9	97.0	96.3	96.1	97.8	96.1	98.0
30°	112.0	112.9	111.6	108.9	104.7	101.6	100.3	99.7	100.7	98.2	100.1
32.5°	120.6	121.5	120.6	118.5	112.9	108.3	106.6	105.1	106.0	102.6	103.5
35°	129.4	130.3	131.1	129.9	122.5	117.3	114.6	113.3	113.1	108.9	109.1
37.5°	137.2	138.0	140.7	142.0	135.3	128.2	125.7	122.9	123.1	117.3	117.3
40°	146.6	147.7	151.2	154.1	149.7	141.2	138.2	135.3	135.3	127.5	127.8
42.5°	159.4	160.6	162.9	166.9	165.5	156.7	153.5	149.5	150.0	140.7	140.5
45°	177.4	178.2	178.2	180.7	181.0	172.6	170.5	166.5	167.3	155.6	156.2
47.5°	200.8	199.8	195.6	197.1	198.8	190.0	188.1	185.6	186.6	174.0	175.3
50°	222.6	221.8	213.2	213.6	219.7	210.7	210.1	206.9	208.4	195.8	197.7
52.5°	230.8	229.3	220.7	225.4	242.3	237.3	238.3	236.9	237.7	224.3	223.9
55°	221.6	221.6	216.3	224.7	259.3	262.0	270.6	273.9	277.5	264.1	261.2
57.5°	196.0	197.7	198.5	213.4	256.6	268.3	284.6	298.9	317.1	316.2	320.6
60°	153.7	156.7	161.5	185.8	244.8	264.1	285.3	306.6	331.7	347.9	371.7
62.5°	107.9	110.4	114.4	131.1	210.7	243.8	274.4	307.2	339.3	364.6	396.0
65°	73.3	75.8	84.2	93.4	127.1	175.3	222.0	276.5	325.3	372.4	414.7
67.5°	52.8	54.2	60.7	76.2	84.6	93.4	110.8	174.9	235.0	329.9	391.6
70°	39.6	41.0	46.9	64.1	74.3	76.7	80.8	92.2	107.4	185.4	266.4
71°	33.1	35.2	42.3	60.3	73.9	75.8	77.7	84.4	89.4	131.1	197.7
72.5°	23.2	24.7	31.4	55.7	71.0	75.4	79.8	79.6	79.2	89.4	119.6
75°	14.9	14.9	14.9	31.4	75.8	73.1	74.8	83.8	79.2	75.2	78.7
77.5°	11.7	11.5	10.9	15.7	59.3	74.1	78.5	80.8	85.2	78.5	75.0
80°	8.8	8.6	8.6	9.8	27.4	48.0	66.4	73.7	76.9	83.6	76.2
82.5°	4.6	4.6	5.0	5.9	10.3	16.8	34.3	56.5	63.2	63.7	64.3
85°	1.5	1.3	1.7	2.7	4.4	5.4	9.6	22.8	33.9	41.0	43.4
87.5°	0.0	0.0	0.0	0.0	0.0	0.0	0.0	0.6	0.8	1.5	1.9
90°	0.0	0.0	0.0	0.0	0.0	0.0	0.0	0.0	0.0	0.0	0.0



REPORT NUMBER: P228159

CATALOG NUMBER: ISC-AF-XXX-LED-E1-SL2-7060-XXB

CANDELA DISTRIBUTION (continued):

	52.5°	55°	57.5°	60°	62.5°	65°	67.5°	68°	70°	72.5°	75°
0°	125.0	125.0	125.0	125.0	125.0	125.0	125.0	125.0	125.0	125.0	125.0
2.5°	124.2	125.0	124.4	125.2	124.2	125.5	124.4	125.0	125.2	124.4	125.5
5°	119.8	122.3	121.5	123.4	122.5	124.2	123.4	125.0	125.0	124.4	125.9
7.5°	114.4	116.9	117.1	119.0	119.0	121.1	121.1	122.7	123.6	123.6	125.7
10°	108.9	111.2	111.6	113.7	114.1	116.7	116.7	119.0	120.6	121.3	123.8
12.5°	104.7	107.6	107.6	110.0	109.5	113.3	113.7	115.8	117.5	119.0	122.3
15°	102.2	104.9	104.9	107.2	106.8	110.6	111.2	113.3	115.8	116.7	121.3
17.5°	99.7	102.4	101.8	104.9	104.7	108.9	108.5	111.6	113.7	115.0	120.2
20°	97.6	100.7	100.3	103.5	102.6	107.2	107.2	110.4	112.5	113.5	119.6
22.5°	96.5	99.9	99.1	102.2	101.6	106.2	106.2	109.3	111.6	113.3	119.4
25°	96.5	99.5	98.6	102.2	101.2	106.2	106.0	109.1	111.4	112.9	119.6
27.5°	97.0	99.9	99.3	102.6	101.8	106.2	106.6	109.3	111.6	113.3	120.0
30°	98.4	101.2	99.7	102.8	102.2	106.4	106.2	109.1	111.4	113.5	120.0
32.5°	101.6	103.0	101.2	103.9	102.6	106.8	106.8	108.9	111.6	114.1	120.0
35°	106.0	107.0	104.1	106.0	103.7	107.9	107.6	110.0	112.0	114.1	120.4
37.5°	112.3	113.5	108.9	110.6	106.8	110.2	109.3	112.0	114.1	115.4	122.5
40°	121.7	122.1	116.0	117.3	112.0	115.0	112.9	116.7	117.7	118.5	125.7
42.5°	133.2	133.6	125.9	126.7	120.0	122.5	119.0	122.9	124.4	124.2	131.9
45°	147.4	147.7	138.9	139.5	131.7	133.8	129.4	132.8	133.8	133.2	141.2
47.5°	162.9	164.6	154.8	155.6	147.4	148.5	143.0	146.8	146.8	146.2	154.4
50°	183.5	186.0	174.5	175.7	166.3	167.1	160.8	164.8	164.4	162.7	171.9
52.5°	209.0	211.3	199.2	200.8	190.8	191.2	183.5	188.1	186.8	184.1	194.8
55°	240.2	240.4	229.1	230.6	220.5	219.9	210.3	215.9	214.0	210.3	220.1
57.5°	290.3	284.2	265.6	265.1	254.3	253.4	241.1	248.0	244.8	236.9	249.9
60°	370.9	372.8	325.3	317.9	297.6	293.8	277.5	285.5	281.7	268.7	281.5
62.5°	416.4	446.3	443.4	417.0	364.6	350.4	322.7	332.2	322.3	303.3	315.2
65°	450.1	490.7	514.2	539.5	516.0	457.8	392.5	405.7	381.6	345.4	356.9
67.5°	462.6	511.7	561.1	597.1	621.6	626.0	550.4	554.0	494.7	422.2	423.7
70°	396.9	469.1	565.9	611.6	660.1	684.0	692.0	688.2	649.9	547.3	508.1
71°	336.4	423.9	546.6	597.5	659.7	682.8	703.7	696.6	678.8	596.9	536.8
72.5°	227.9	337.8	490.3	554.8	637.7	654.5	685.9	673.3	669.6	634.0	563.6
75°	107.2	168.4	319.0	416.6	539.7	555.8	588.7	573.2	563.4	575.5	536.2
77.5°	79.0	91.9	175.1	258.9	392.5	415.3	443.6	424.5	412.0	424.1	396.7
80°	71.8	72.3	90.7	136.6	234.1	247.8	258.4	242.9	223.9	223.0	197.7
82.5°	66.2	62.6	58.9	72.3	120.0	114.1	105.6	97.8	76.0	60.9	44.0
85°	42.1	46.1	41.9	39.6	47.8	39.4	31.2	29.9	21.2	14.2	13.2
87.5°	2.9	3.4	4.0	4.6	5.7	4.6	2.9	3.6	2.1	0.0	1.0
90°	0.0	0.0	0.0	0.0	0.0	0.0	0.0	0.0	0.0	0.0	0.0



REPORT NUMBER: P228159

CATALOG NUMBER: ISC-AF-XXX-LED-E1-SL2-7060-XXB

CANDELA DISTRIBUTION (continued):

	77.5°	80°	85°	90°	95°	100°	102.5°	105°	107.5°	110°	112.5°
0°	125.0	125.0	125.0	125.0	125.0	125.0	125.0	125.0	125.0	125.0	125.0
2.5°	124.0	125.0	125.5	125.2	124.8	124.4	122.9	124.0	122.5	123.6	122.3
5°	124.6	126.1	126.3	125.9	125.5	124.6	122.1	123.6	121.9	122.7	120.8
7.5°	124.4	126.7	126.9	126.5	125.7	124.2	121.7	122.7	120.0	120.6	118.1
10°	123.4	126.7	126.9	125.9	124.6	122.3	119.4	119.8	117.1	117.1	113.7
12.5°	122.3	126.3	127.3	125.9	123.8	120.6	117.3	116.9	113.7	113.5	109.7
15°	122.3	126.7	128.2	126.3	123.1	118.7	114.8	113.9	110.4	109.3	105.1
17.5°	122.1	126.7	128.8	126.3	122.5	116.9	111.8	111.0	106.4	104.7	99.9
20°	121.9	127.1	129.2	125.9	120.6	114.6	108.9	107.2	102.2	99.5	93.8
22.5°	121.7	128.0	129.6	125.5	119.4	111.6	105.8	102.8	97.0	93.4	86.7
25°	122.7	129.0	129.9	125.0	117.5	108.5	102.2	98.2	91.7	87.1	79.2
27.5°	123.1	130.1	130.3	124.2	115.2	105.1	98.4	93.0	85.7	80.0	71.0
30°	124.4	130.3	129.6	122.5	112.5	100.9	94.0	87.3	79.2	71.8	61.2
32.5°	124.8	130.9	129.2	120.6	109.7	96.8	89.0	81.3	71.4	62.8	49.8
35°	125.7	131.3	128.8	119.6	106.8	92.4	83.8	75.0	63.7	52.8	37.9
37.5°	126.9	133.2	129.9	119.2	105.3	88.6	77.9	68.5	54.5	41.7	25.1
40°	130.1	137.0	131.7	119.8	104.3	85.4	72.3	61.8	44.0	30.8	17.4
42.5°	136.3	143.5	136.6	122.9	104.9	82.7	66.4	54.7	33.3	22.0	14.5
45°	145.8	151.8	144.5	128.2	107.4	81.3	60.9	47.3	23.9	17.6	13.2
47.5°	159.6	165.5	156.2	136.6	111.8	80.6	55.3	39.6	18.4	15.9	12.8
50°	177.8	184.7	173.2	149.7	120.0	81.3	49.2	32.3	16.1	15.5	12.6
52.5°	200.2	206.9	195.4	169.2	133.4	84.8	42.7	28.1	15.3	15.3	12.4
55°	225.6	235.0	223.7	196.2	154.1	92.6	38.7	26.6	15.3	15.5	12.1
57.5°	255.5	263.5	253.4	222.2	179.1	105.3	39.2	28.1	15.3	15.5	11.9
60°	284.8	294.7	283.2	255.3	207.6	124.6	47.8	35.6	15.9	16.1	11.9
62.5°	315.4	322.9	313.5	284.2	239.8	148.5	64.9	51.5	18.4	19.1	12.8
65°	348.9	361.3	351.4	327.3	285.5	186.6	97.6	77.3	27.2	22.2	14.0
67.5°	406.9	412.0	407.1	385.2	338.9	218.0	116.2	78.5	27.2	21.6	15.7
70°	485.5	474.2	452.6	411.5	344.5	195.6	83.4	48.0	23.2	20.5	16.5
71°	503.7	486.3	454.5	405.0	332.8	176.6	64.7	37.9	21.8	20.1	16.5
72.5°	514.8	488.8	440.7	386.0	309.8	139.1	42.7	29.7	19.9	19.1	15.9
75°	500.3	452.4	389.1	334.0	253.6	72.3	26.8	22.6	17.0	16.5	13.8
77.5°	397.3	355.2	287.1	242.7	163.2	32.0	19.3	17.2	13.4	13.0	10.7
80°	185.4	148.7	87.1	74.8	51.3	18.8	13.2	11.7	9.6	9.2	7.5
82.5°	33.7	25.3	19.7	19.1	17.2	11.1	7.7	7.1	6.1	5.9	4.8
85°	11.5	11.1	8.4	8.4	8.6	5.9	4.4	4.2	3.1	3.1	2.1
87.5°	0.2	1.0	1.0	1.5	1.3	1.0	0.4	0.6	0.2	0.6	0.0
90°	0.0	0.0	0.0	0.0	0.0	0.0	0.0	0.0	0.0	0.0	0.0



REPORT NUMBER: P228159

CATALOG NUMBER: ISC-AF-XXX-LED-E1-SL2-7060-XXB

CANDELA DISTRIBUTION (continued):

	115°	117.5°	120°	122.5°	125°	127.5°	130°	135°	145°	155°	165°
0°	125.0	125.0	125.0	125.0	125.0	125.0	125.0	125.0	125.0	125.0	125.0
2.5°	123.4	121.7	123.1	121.7	122.5	120.8	121.9	121.3	121.3	120.6	120.2
5°	121.5	119.4	120.4	118.7	119.6	117.1	117.7	116.7	114.6	113.3	111.6
7.5°	118.7	115.6	116.4	113.9	114.6	111.2	111.8	110.0	106.0	103.5	100.9
10°	113.9	111.0	111.2	108.1	107.9	104.5	103.9	101.4	95.5	91.3	88.0
12.5°	109.1	105.8	105.3	101.6	100.9	97.0	96.1	92.2	83.6	75.4	70.2
15°	104.1	99.9	98.6	94.7	92.4	89.0	86.7	80.8	68.5	57.8	50.9
17.5°	98.4	93.0	91.1	86.5	83.1	78.1	74.8	66.8	50.9	39.4	34.6
20°	91.1	85.2	81.9	76.0	71.6	65.6	61.4	51.1	33.9	28.1	27.4
22.5°	82.9	76.0	71.8	64.5	59.1	52.6	45.9	34.6	24.1	22.8	23.7
25°	74.3	65.8	60.3	51.3	44.0	36.4	30.2	23.0	19.7	19.5	20.7
27.5°	64.1	54.2	46.5	35.8	29.1	23.2	20.5	18.2	16.8	17.0	18.2
30°	52.8	40.0	31.8	22.4	19.5	17.0	16.5	15.7	15.1	15.5	16.3
32.5°	39.4	25.6	20.5	16.1	15.9	14.5	14.9	14.5	14.2	14.5	15.1
35°	26.6	17.0	16.1	13.8	14.2	13.2	13.8	13.6	13.4	13.4	13.8
37.5°	18.4	14.0	14.5	12.8	13.4	12.6	13.2	13.0	12.8	12.6	12.8
40°	15.3	12.8	13.4	12.1	12.8	11.9	12.6	12.4	12.1	11.7	11.7
42.5°	14.0	12.1	12.8	11.5	12.4	11.3	12.1	11.7	11.3	10.9	11.1
45°	13.6	11.7	12.4	11.1	11.9	10.9	11.5	11.3	10.5	10.3	10.5
47.5°	13.2	11.5	12.1	10.9	11.5	10.5	11.1	10.7	9.8	9.6	9.8
50°	13.0	11.1	11.7	10.5	11.1	10.3	10.7	10.3	9.4	9.2	9.2
52.5°	12.8	10.9	11.5	10.1	10.7	9.4	10.1	9.6	8.8	8.6	8.6
55°	12.8	10.7	11.1	9.6	10.3	9.0	9.4	9.0	8.6	8.2	8.2
57.5°	12.6	10.3	10.9	9.2	9.6	8.6	9.0	8.6	8.0	7.7	7.7
60°	12.6	10.1	10.7	9.0	9.4	8.2	8.6	8.2	7.5	7.3	7.3
62.5°	13.2	10.5	10.9	9.2	9.4	8.2	8.4	7.7	7.1	7.1	6.9
65°	14.5	11.7	11.7	9.6	9.6	8.2	8.4	7.5	6.7	6.7	6.7
67.5°	15.7	13.0	12.8	10.3	10.1	8.2	8.2	7.1	6.3	6.3	6.3
70°	16.5	13.6	13.2	10.5	10.1	8.0	7.7	6.7	5.9	5.9	5.9
71°	16.3	13.6	13.0	10.3	9.6	7.5	7.5	6.5	5.7	5.7	5.4
72.5°	15.5	12.8	12.1	9.6	9.2	7.1	7.1	6.1	5.2	5.2	5.0
75°	13.2	10.9	10.3	8.2	7.7	6.3	6.1	5.0	4.6	4.4	4.4
77.5°	10.3	8.6	8.0	6.5	6.3	5.0	4.8	4.2	3.8	3.8	3.6
80°	7.3	6.1	5.7	4.4	4.0	3.4	3.6	3.1	2.9	2.9	2.7
82.5°	4.4	3.1	3.1	2.5	2.7	2.1	2.3	2.3	2.1	1.7	1.7
85°	2.3	1.5	1.9	1.0	1.5	0.6	1.0	0.8	0.8	0.6	0.6
87.5°	0.4	0.0	0.2	0.0	0.2	0.0	0.0	0.0	0.0	0.0	0.0
90°	0.0	0.0	0.0	0.0	0.0	0.0	0.0	0.0	0.0	0.0	0.0

REPORT NUMBER: P228159

CATALOG NUMBER: ISC-AF-XXX-LED-E1-SL2-7060-XXB

CANDELA DISTRIBUTION (continued):

	175°	180°
0°	125.0	125.0
2.5°	119.0	119.2
5°	110.8	111.2
7.5°	99.1	99.7
10°	85.0	85.4
12.5°	67.0	67.0
15°	46.9	47.3
17.5°	32.9	33.1
20°	27.6	27.9
22.5°	24.7	24.9
25°	22.0	22.2
27.5°	19.1	19.3
30°	17.2	17.4
32.5°	15.5	15.7
35°	14.0	14.0
37.5°	13.0	13.0
40°	11.9	11.9
42.5°	11.3	11.3
45°	10.7	10.7
47.5°	10.1	10.1
50°	9.4	9.6
52.5°	8.8	8.8
55°	8.2	8.2
57.5°	7.5	7.7
60°	7.1	7.1
62.5°	6.7	6.7
65°	6.5	6.5
67.5°	6.1	6.1
70°	5.7	5.7
71°	5.4	5.4
72.5°	5.0	5.0
75°	4.4	4.2
77.5°	3.6	3.6
80°	2.7	2.5
82.5°	1.7	1.5
85°	0.6	0.4
87.5°	0.0	0.0
90°	0.0	0.0

(END OF REPORT)